

ISOTEST®

High Voltage Holiday Detectors & Accessories for Coatings, Linings and Wrappings.



ELMED Dr. Ing. Mense GmbH • Weilenburgstr. 39 • 42579 Heiligenhaus
☎ +49 (0) 2056 / 9329-0 • 📠 +49 (0) 2056 / 9329-33
E-Mail: info@isotest.de

www.holiday-detection.com

Index

	Site
■ ISOTEST® Testing Devices	3
■ Accessories for Grounding	4
- Grounding Stick	5
- Ground Cable Assemblies	5
- Trailing Ground	6
- Grounding Collar	6
- Brush Electrodes (for grounding only)	6
■ Batteries & Chargers	7
■ Transport Box	7
■ Testing Electrodes	8
- Flat Brush Electrodes	8
- Wire Rake & Paint Brush Electrodes	10
- Pipeline Coils / Spring Electrodes	11
- Semicircular Electrodes	12
- Brush Electrodes for Internally Coated Pipes	13
■ Insulated Extension Bars	13
■ Calibration & Service	14
■ Order-Blank	15



Your confidence in the ORIGINAL

For decades the ISOTEST® quality standard has been continuously refined by the ELMED engineering team.

No matter which application conditions you are facing you can experience the convincing results in kind of reliability of the test and safety for the operator.

With the original ISOTEST® accessories you will fulfil the high requirements defined for industrial use and construction sites.

Original ISOTEST® accessories: Just look for the ISOTEST® logo to be sure!

ISOTEST® Testing Devices

Part-No.: 0113510001



ISOTEST inspect 35 (set)

testing voltage adjustable from 5 – 35 kV in 0.1 kV steps

Scope of supply:

Testing device, instrument bag with shoulder strap, battery (SLA), charger 230 VAC, earth cable 10 m with clamping jaw and instrument plug, your choice of one piece testing electrode up to 500 mm, aluminium transport box, works and calibration certificate

Part-No.: 0118100011



ISOTEST inspect 8.0 (set)

testing voltage adjustable from 0,5 – 8,0 kV in 0,5 kV steps

Scope of supply:

Testing device, instrument bag with shoulder strap, battery (SLA), charger 230 VAC, earth cable 10 m with clip and instrument plug, earth cable 15 m with clamping jaws on both ends, your choice of one piece testing electrode up to 500 mm, earthing foil set, aluminium transport box, works and calibration certificate

Part-No.: 0141000010



ISOTEST 4S

testing voltage adjustable from 10 – 25 kV in 5 kV steps

Scope of supply:

Testing device, leather case with carrying and shoulder strap, battery (SLA), charger 230 VAC, grounding cable 10 m with clamping jaw and instrument plug, works and calibration certificate

Part-No.: 0141000001

Optionally available with safety shut-off function

Part-No.: 0141002010



ISOTEST 4S plus

testing voltage 5 – 35 kV with 7 voltage steps of your choice


Scope of supply:

Testing device, leather case with carrying and shoulder strap, battery (SLA), charger 230 VAC, grounding cable 15 m with clamping jaw and instrument plug, works and calibration certificate

Part-No.: 0141002001

Optionally available with safety shut-off function

Part-No.: 0190000140



ISOTEST HV

High-voltage-voltmeter for impulse voltage

Measuring range:

Impulse voltage: 5 – 35 kV

Scope of supply:

measuring instrument, battery set, measuring accessories, transport box, works and calibration certificate

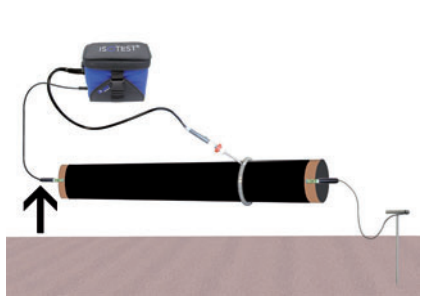
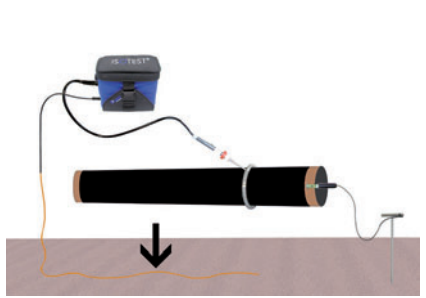

Accessories for Grounding

Proper grounding of the high-voltage testing instrument is an absolutely essential precondition for all high-voltage tests. The power circuit is closed through the grounding, i.e., the test instrument is first connected to the not-insulated, conductive section of the test object, and the test object is then connected to the grounding potential.

While testing with high-voltage instruments, a connection must be established under all circumstances with the grounding potential, with the help of suitable accessories.

ISOTEST® instruments enable 3 different grounding forms:

(Example: Grounding of a pipe with parent coating or field joint coating)

Direct Grounding	Indirect Grounding	Capacitive Grounding
		
<p>Direct grounding - The directly conductive connection between the testing instrument and the not-insulated section of the pipe to be tested is the most reliable form of grounding, and is to be preferred to all other options.</p>	<p>Indirect grounding with the help of the trailing ground enables pipeline testing without obstructing cables, if direct grounding is not possible.</p>	<p>The grounding collar or a special grounding film is used if a conductive connection with the object to be tested is not possible. The grounding collar is also recommended in case of bad-conducting or extremely dry soil. The grounding collar consists of a special, carbon infused rubber and it represents a form of capacitive grounding which can be implemented only while using pulse voltage. Wound around the pipe to be tested in the fitting size and tightened, one side of the collar is connected to the soil (grounding cable with grounding rod) and the other side is connected to the testing instrument.</p>

Grounding Stick

Part-No.: 0174200000

Grounding Stick incl. 2 m Cable Assembly with C-Clamp
(clamping range up to 20 mm)



Part-No.: 0174200001

Grounding Stick incl. 10 m Cable Assembly with C-Clamp
for large diameters pipes and tanks



Ground Cable

Part-No.: 0174200002

Ground Cable Assembly, 10 m
(for ISOTEST 3P, 4S and inspect)



End connection: Clamping jaw / Plug connector

Part-No.: 0174320000
Fig. s.a.

Ground Cable Assembly, 15 m
(for ISOTEST 3P, 4S and inspect)

End connection: Clamping jaw / Plug connector

Part-No.: 0174200100

Ground Cable Assembly, 15 m - with Clamping Jaw at both ends



Part-No.: 0174250020

Ground Cable Assembly Y - Shaped
for simultaneously grounding of grounding electrodes and ISOTEST® testing device

End connection: clamping jaw – 6mm plug / 6mm plug
Length: 10m / 2m – 2m

Part-No.: 0174250010

Ground Cable Assembly Y - Shaped
for simultaneously grounding of test sample and ISOTEST® testing device

End connection: clamping jaw – clamping jaw / 6mm plug
Length: 10m / 2m – 2m

Trailing Ground

Part-No.: 0174120000



Trailing Ground - Plug Connection Ø 6 mm, Length: 6 m
(for ISOTEST 3P, 4S and inspect)

The use of a trailing ground enables pipeline testing without obstructing cables, if direct grounding is not possible.

Part-No.: 0174120001
Fig. s.a.

Trailing Ground - Plug Connection Ø 6 mm, Length: 9 m
(for ISOTEST 3P, 4S and inspect)

Grounding Collar



Grounding Collar of Special Conductive Rubber

For the grounding of fully coated pipes in which direct galvanic grounding is not possible.

The use of a grounding collar is also recommended in case of bad-conducting or extremely dry soil. Wound around the pipe to be tested in the fitting size and tightened, one side of the collar is connected to the soil (grounding cable with grounding rod) and the other side is connected to the testing instrument.

	NPS mm	NPS inch
Part-No.: 0174401020	type 1 for NPS 100 - 200	4 - 8
Part-No.: 0174402040	type 2 for NPS 200 - 400	8 - 16
Part-No.: 0174403060	type 3 for NPS 300 - 600	12 - 24
Part-No.: 0174450100	type 4 for NPS 500 - 1000	20 - 40
Part-No.: 0174410140	type 5 for NPS 1000 - 1400	40 - 56

Brush Electrodes (for grounding only)



Brush Electrodes (for grounding only)

Special grounding accessories for valves and fittings to be tested not connected to ground potential.

Design:
Stainless steel brush electrode

Attention: not appropriate for use as test electrode! (s. page 13)

	NPS mm	NPS inch
Part-No.: 0165400032	NPS 32	1 ¼
Part-No.: 0165400040	NPS 40	1 ½
Part-No.: 0165400050	NPS 50	2
Part-No.: 0165400065	NPS 65	2 ½
Part-No.: 0165400075	NPS 75	3
Part-No.: 0165400080	NPS 80	3
Part-No.: 0165400100	NPS 100	4
Part-No.: 0165400125	NPS 125	5
Part-No.: 0165400150	NPS 150	6
Part-No.: 0165400175	NPS 175	7
Part-No.: 0165400200	NPS 200	8
Part-No.: 0165400225	NPS 225	9
Part-No.: 0165400250	NPS 250	10

Batteries & Chargers

Part-No.: 0176110451



Battery for ISOTEST IIT, RT, 3P, 4S and inspect
6V / 4.5Ah (SLA)

Part-No.: 0176200700

Battery Fuses
(spare parts - 5 pieces)

Part-No.: 0172100000



Charger

Supply voltage: 230 VAC / 50 Hz

Part-No.: 0172100001

Charger (quick-charger)

Fig. s.a.

Supply voltage (wide-range-input): 100 – 240 VAC / 50 – 60 Hz

Part-No.: 0172800012

Charger (Car-Version)

Fig. s.a.

Supply voltage: 12 VDC

Part-No.: 0172800024

Charger (Car-Version)

Fig. s.a.

Supply voltage: 24 VDC

Transport Box

Part-No.: 0177200002



ISOTEST® Transport Box

for ISOTEST 3P, 4S and inspect, aluminium storage compartment for testing device and accessories.

Dimensions: 667 x 350 x 340 mm (W x H x D)

Testing Electrodes

First class components meet every quality standard!

ISOTEST® testing electrodes are available for all common pipe diameters respectively in many different sizes.

Flat Brush Electrodes



Flat Brass Brush Electrodes

Fit for all-purpose application, e.g. for the inspection of tanks and containers.

Type:

High quality full brass brushes, extremely robust and durable for best possible testing results.

Length mm

Part-No.:	Length mm
0162100050	50
0162100100	100
0162100150	150
0162100200	200
0162100250	250
0162100300	300
0162100350	350
0162100400	400
0162100450	450
0162100500	500
0162100550	550
0162100600	600
0162100700	700
0162100800	800
0162100900	900
0162101000	1000

Long trimming on request



Flat Brush Electrodes of Stainless Steel

Fit for all-purpose application, e.g. for the inspection of tanks and containers.

Type:

High quality stainless steel brushes, extremely robust and durable for best possible testing results.

Length mm

Part-No.:	Length mm
0162500200	200
0162500300	300
0162500400	400



Flat Brass Brush Electrodes with Angle Adjustment

Adjustable up to 90°, particularly made for convenient inspection of large surfaces without operator fatigue.

Type:

High quality full brass brushes, extremely robust and durable for best possible testing results.

	Length mm
Part-No.: 0167100050	50
Part-No.: 0167100100	100
Part-No.: 0167100150	150
Part-No.: 0167100200	200
Part-No.: 0167100250	250
Part-No.: 0167100300	300
Part-No.: 0167100350	350
Part-No.: 0167100400	400
Part-No.: 0167100450	450
Part-No.: 0167100500	500
Part-No.: 0167100550	550
Part-No.: 0167100600	600
Part-No.: 0167100700	700
Part-No.: 0167100800	800
Part-No.: 0167100900	900
Part-No.: 0167101000	1000

Long trimming on request



Flat Brush Electrodes of Stainless Steel with Angle Adjustment

Adjustable up to 90°, particularly made for convenient inspection of large surfaces without operator fatigue.

Type:

High quality stainless steel brushes, extremely robust and durable for best possible testing results.

	Length mm
Part-No.: 0162600200	200
Part-No.: 0162600300	300
Part-No.: 0162600400	400



Flat Electrode of Conductive Rubber

Flat electrodes made of special conductive rubber are particularly designed for testing objects with a delicate or thin surface e.g. paint, varnish etc.

	Length mm
Part-No.: 0162200050	50
Part-No.: 0162200100	100
Part-No.: 0162200150	150
Part-No.: 0162200200	200
Part-No.: 0162200250	250
Part-No.: 0162200300	300
Part-No.: 0162200350	350
Part-No.: 0162200400	400
Part-No.: 0162200450	450
Part-No.: 0162200500	500
Part-No.: 0162200550	550
Part-No.: 0162200600	600



Flat Electrode of Conductive Rubber with Angle Adjustment

adjustable up to 90°, are particularly made for convenient inspection of delicate or thin film coatings without operator fatigue.

Length mm

Part-No.: 0167200050	50
Part-No.: 0167200100	100
Part-No.: 0167200150	150
Part-No.: 0167200200	200
Part-No.: 0167200250	250
Part-No.: 0167200300	300
Part-No.: 0167200350	350
Part-No.: 0167200400	400
Part-No.: 0167200450	450
Part-No.: 0167200500	500
Part-No.: 0167200550	550
Part-No.: 0167200600	600

Wire Rake & Paint Brush Electrodes



Wire Rake Electrodes

Wire rake electrodes are suitable for almost every application, for example: testing of tanks, containers and fittings.

Model:

Made of stainless steel, extremely robust and durable for maximum inspection reliability.

Trimming mm

Part-No.: 0168100000	100
Part-No.: 0168200000	200



Paint Brush Electrodes

Testing electrodes 'paint brush' type are designed for surfaces difficult to access, e.g. drill-holes

Trimming mm

Part-No.: 0166015100	100
Part-No.: 0166015200	200

Pipeline Coils / Spring Electrodes



Pipeline Coils / Spring Electrodes

Smooth and constant rolling on the tube surface guarantees a faultless and easy-to-handle testing.

Model: Made of stainless steel.

	NPS mm	NPS inch
Part-No.: 0161000080	80	3
Part-No.: 0161000100	100	4
Part-No.: 0161000125	125	5
Part-No.: 0161000150	150	6
Part-No.: 0161000200	200	8
Part-No.: 0161000250	250	10
Part-No.: 0161000300	300	12
Part-No.: 0161000350	350	14
Part-No.: 0161000400	400	16
Part-No.: 0161000450	450	18
Part-No.: 0161000500	500	20
Part-No.: 0161000600	600	24
Part-No.: 0161000700	700	28
Part-No.: 0161000800	800	32
Part-No.: 0161000900	900	36
Part-No.: 0161001000	1000	40
Part-No.: 0161001100	1100	44
Part-No.: 0161001200	1200	48
Part-No.: 0161001400	1400	56

Part-No.: 0176000000

Guiding Fork

You always need a guiding fork when testing with pipeline coils



Safe Choice of Testing Electrodes

In order to provide for a safe and trouble-free testing it is compulsory to consider all testing conditions and procedures before choosing the necessary accessories and the right size and type of the testing electrodes. The user is responsible for the right choice of accessories and electrode size, for their proper use as well as their related maintenance.

Semicircular Electrodes



Semicircular Electrodes

Semicircular brushes are dense brass brushes of high quality and longevity extremely robust for maximum measuring safety. Only the overall contact between surface and electrode guarantees correct testing results.

	NPS mm	NPS inch
Part-No.: 0163000050	50	2
Part-No.: 0163000075	75	3
Part-No.: 0163000080	80	3
Part-No.: 0163000100	100	4
Part-No.: 0163000125	125	5
Part-No.: 0163000150	150	6
Part-No.: 0163000200	200	8
Part-No.: 0163000250	250	10
Part-No.: 0163000300	300	12
Part-No.: 0163000350	350	14
Part-No.: 0163000400	400	16
Part-No.: 0163000500	500	20
Part-No.: 0163000600	600	24
Part-No.: 0163000700	700	28
Part-No.: 0163000800	800	32
Part-No.: 0163000900	900	36
Part-No.: 0163001000	1000	40

Special sizes? No problem, ☎ Just call!

Part-No.: 0181000000

Insulating Handle

An additional insulating handle is needed when working with semicircular electrodes for pipes above DN 500 / NPS 20 inch.



Brush Electrodes for Internally Coated Pipes



Brush Electrodes for Internally Coated Pipes

The brush electrodes are drawn through the pipe during the pore test with the help of a high-voltage extension cable or an insulated extension bar.
High-voltage extension cables are available in 4m and 7m lengths.
Extension bars are available in 0,5m and 1m lengths.

Design:

brush electrode with two sections of stainless steel and a nylon-reinforced trimming in the middle section.

	NPS mm	NPS inch
Part-No.: 0165300025	25	1
Part-No.: 0165300050	50	2
Part-No.: 0165300065	65	2 ½
Part-No.: 0165300075	75	3
Part-No.: 0165300080	80	3
Part-No.: 0165300100	100	4
Part-No.: 0165300125	125	5
Part-No.: 0165300150	150	6
Part-No.: 0165300175	175	7
Part-No.: 0165300200	200	8
Part-No.: 0165300225	225	9
Part-No.: 0165300250	250	10



Extension Cable Assembly for High-Voltage Testing of Internally Coated Pipes

The brush electrodes are drawn through the pipe during the pore test with the help of a high-voltage extension cable.
High-voltage extension cables are available in 4m and 7m lengths.

	Length
Part-No.: 0176000004	4 m
Part-No.: 0176000007	7 m

Insulated Extension Bars



Insulated Extension Bars

To extend the probe for applications where a long reach is required.
Extension bars can be combined up to 3 m.
You always need one section with electrode chuck.

Part-No.: 0177500000	Extension Bar 500 mm with electrode chuck
Part-No.: 0177600000	Extension Bar 1000 mm with electrode chuck
Part-No.: 0177100000	Extension Bar 500 mm without electrode chuck
Part-No.: 0177200000	Extension Bar 1000 mm without electrode chuck

Calibration & Service

Part-No.: 0920500001



Calibration and Service ISOTEST® holiday detectors
Including PTB traceable calibration and works certificate

- Test and function control of the electronic
- Test and function control of high voltage generation
- General visual inspection
- Control of the high voltage in relation to the pre-set scale value

In a hurry? Need it fast? No problem, just use our FAX- Hotline:

- Telefax -

☎ +49 (0)2056 / 9329-33

Sender:

Company:	
Street:	
ZIP-CODE / City:	
Person in charge:	
Remarks:	

Order:

Amount	ELMED-Part-No.	Article description	Price / pc	Total

Total amount: _____

Signature